

Koitaleel Samoei University College (KSUC), Kenya



OPEN
ON MOBILE DEVICES

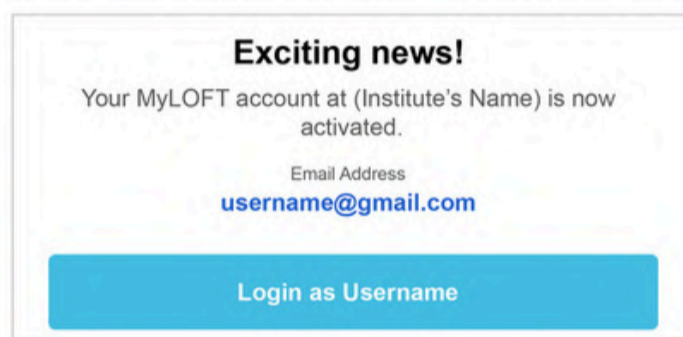


OPEN
ON DESKTOP
BROWSERS

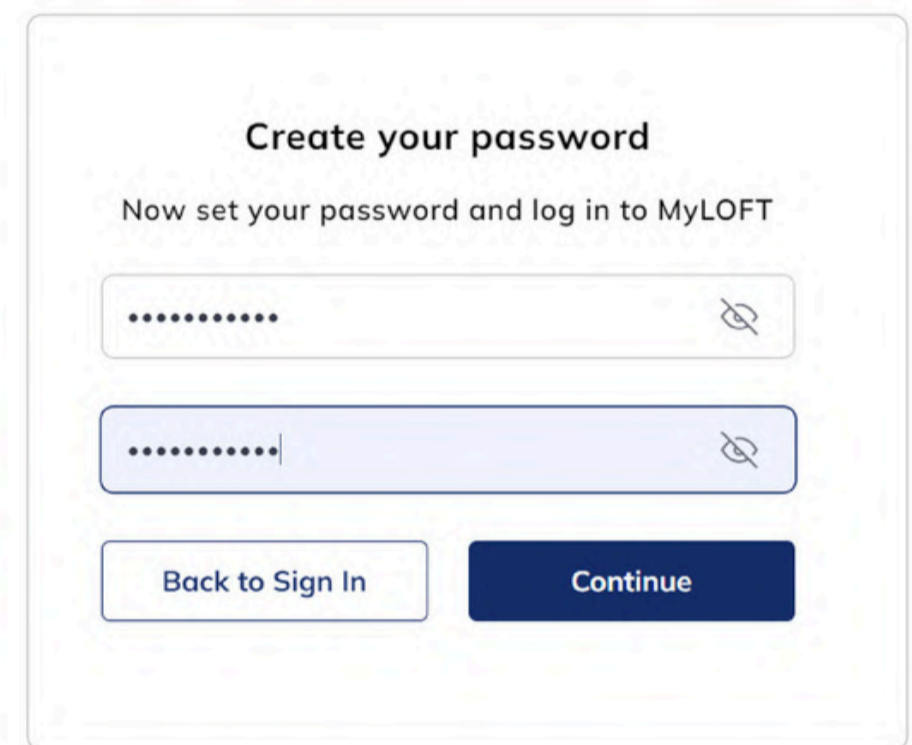


HOW TO SET YOUR PASSWORD FOR MyLOFT?

01. Once **library team** creates your account, a **welcome email** (from: no-reply@myloft.xyz) is sent to your **registered email id** which contains a **"Login as Username"** button.
(If not found in your Inbox, check your Promotions or SPAM folder)



02. Click on the **"Login as Username"** button to open the app and create a **strong password** for your MyLOFT account. If the app is not installed, the password creation page will open in the browser window.



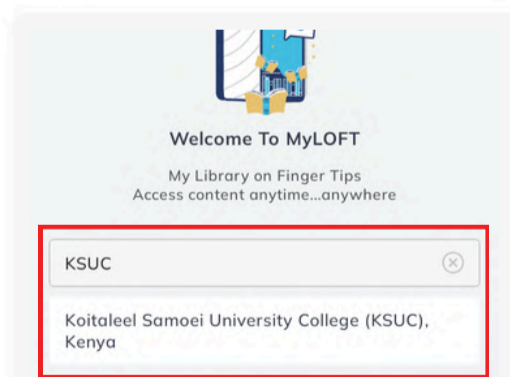
03. Once the password is set, the option to **"Sign In"** appears.



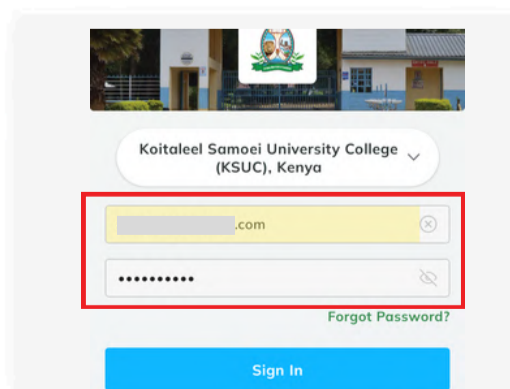
How to Sign In for Mobile?

01. Open the MyLOFT app on your mobile.

02. Select your institute from the list:
Koitaleel Samoei University College (KSUC), Kenya



03. Enter your **registered email id** and the **password** you created to sign in to MyLOFT.



04. Accept the request to **add VPN Config.**



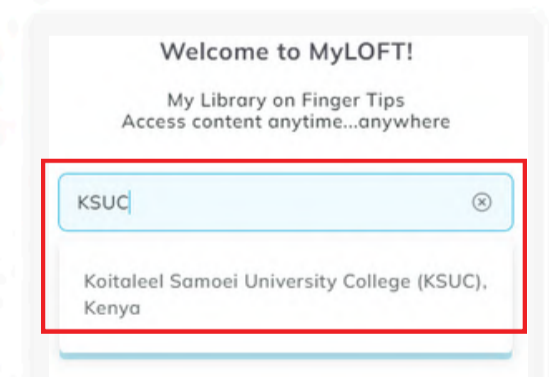
Check why VPN?



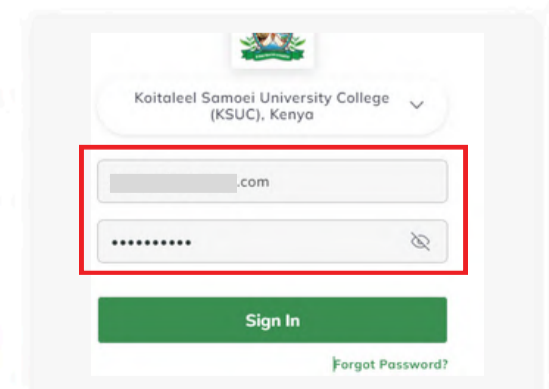
How to Sign In for Desktop?

01. Open MyLOFT WebApp in **Google Chrome** or **Microsoft Edge** using URL:
<https://app.myloft.xyz>

02. Select your institute from the list:
Koitaleel Samoei University College (KSUC), Kenya



03. Enter your **registered email id** and the **password** you created to sign in to MyLOFT.



04. Click on **"Add Extension"** and proceed to Install in individual browser stores (**Chrome WebStore / Microsoft Edge Add-ons**).